



YOUR
HOME
YOUR
CHOICE



DECORATING CENTRE



Welcome...

...to the West Kent Housing Association Decorating Scheme.

In partnership with Johnstone's Trade, we are supplying you with a selection of high quality paints and products to help you decorate your home.

This booklet contains useful information to help you order your pack.

WestKent

Places to live. Space to grow.

In partnership with



How to place your order

By phone

Please quote **'West Kent Housing Association'** and your unique ID number.

When ordering please state the colour you would like and whether you will collect your order from the Johnstones Decorating Centre, or if you prefer your order to be home delivered. If you are having your goods delivered, please provide a contact telephone number.

By e-mail

Please provide the following information:

- Unique voucher ID
- Contact name
- Telephone number
- Colour of paint required

State whether you would like to collect your order or if you would prefer to have your order delivered. If you would like your order to be delivered, please include a delivery address.

Collections & deliveries

Order collections

Collect your order from your local Johnstone's Decorating Centre. Please take your tenancy agreement as proof of ID and the Johnstone's voucher letter.

Order deliveries

Delivered orders will be arranged with you and must be signed for. If however after the second attempt delivery cannot be made, your order will be available at the local Johnstone's Decorating Centre for you to collect.

How to contact us

Email us at: orderline.acuk@ppg.com

Find out more at: www.johnstonestrade.com



Handy Decorating Tips

To ensure a successful and pain free project, why not take advantage of the following Johnstone's Trade tips and advice that has come from years of industry experience.



Tricks of the trade

- Choose the width of brush to suit the job, for example use a 2" brush for skirting boards and a 3" brush for walls.
- If you are changing the colour of your wall, then two or even three coats may be necessary.
- To get good results when you're painting, work in a logical sequence. For example, on a wall start in the top corner and paint about a square metre, then paint the square metre underneath and so on, working your way down the wall to the skirting board. Then move across the wall and start again at ceiling level.
- Medium pile rollers should be used on smooth surfaces.
- Long pile rollers should be used on textured surfaces like a textured ceiling.
- Fill a roller tray approximately one third full. Move the roller down the paint and then back to spread the paint evenly.
- Push the roller across the wall or ceiling in a series of parallel runs, then roller the paint out to merge the strips with diagonal strokes. Use a brush in the corners and along the edges where a wall meets the ceiling or skirting board.




5 top painting tips!

1. Prepare all surfaces properly.
2. Select the right paint for the job.
3. Carefully read and follow the instructions on the paint can.
4. Two thin coats are better than one thick coat.
5. Clean brushes and rollers immediately after use in warm soapy water or with Fat Hog Brush Cleaner.

Painting woodwork

Start by rubbing the wood down with sandpaper to get a smooth surface. Then apply an undercoat (e.g. Johnstone's Trade Aqua Undercoat) to give a smooth base layer. When the undercoat is dry, the surface will be ready to apply the decorative top coat (e.g. Johnstone's Trade Aqua Gloss).

To stop the paint forming lines, always brush out towards an edge (e.g. to the edge of a door frame) and use masking tape around any areas you want to protect.



Colour choice

Colour is the best way to make a house a home.
Please choose your wall and ceiling colours from the palette* shown below.


Modern Classics



Neutrals




Off Whites & Yellows




Oranges & Reds



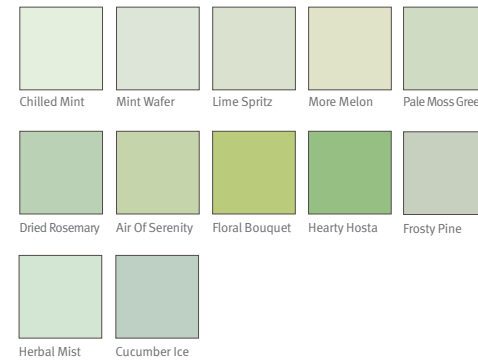
Pinks & Purples



Blues

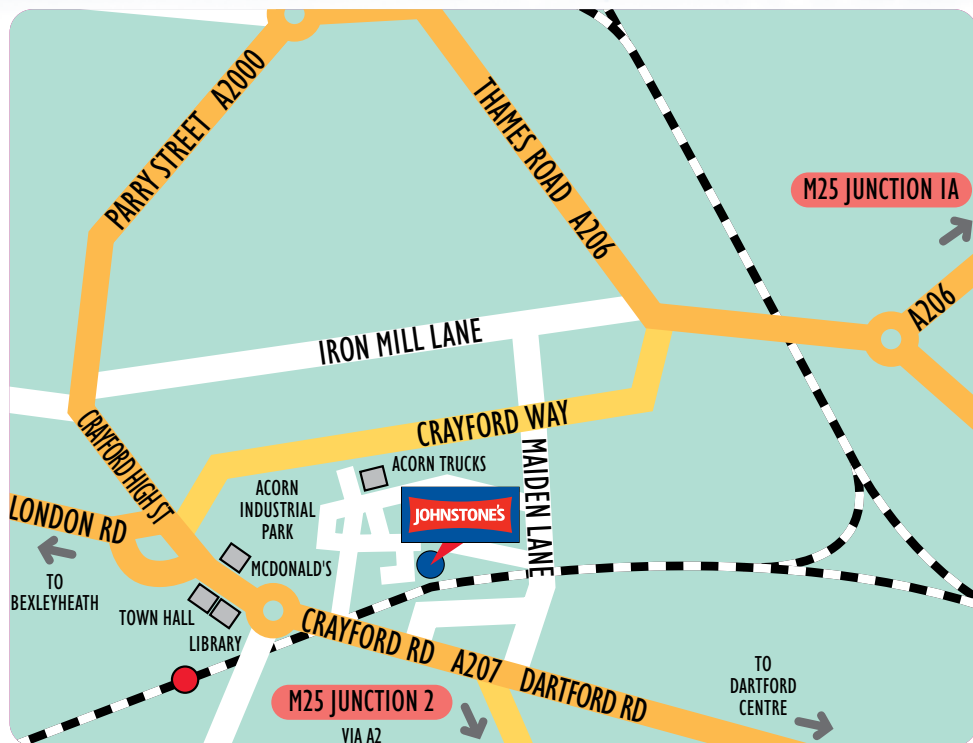


Greens



*Please note – Due to technical reasons of displaying colours on screens and screen settings being different from one device to the next there may be variations in the colour you see on your screen and the colour of the paint. Wallpaper is also available to purchase. Please speak with the Johnstones Decorating Centre for more information.

Crayford



Address

Unit S1, Acorn Industrial Park,
Crayford Rd
Dartford DA1 4AL

Tel: 01322 559118

Opening Hours

Mon to Fri: 7.30am - 5.00pm
Sat: 8.00am - 12noon
Sun: Closed

Email: jdcrcrayford@ppg.com

Maidstone



Address

Unit H, Hart Street Business
Centre, Hart St
Maidstone ME16 8RF

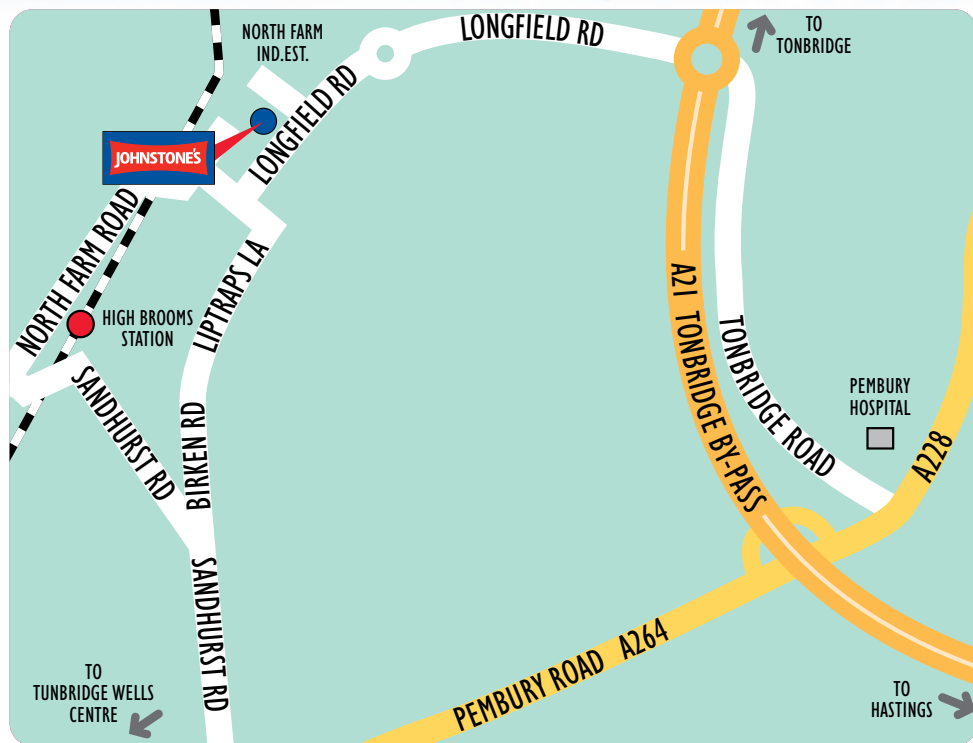
Tel: 01622 754731

Opening Hours

Mon to Fri: 7.30am - 5.00pm
Sat: 8.00am - 12noon
Sun: Closed

Email: jdcmaidstone@ppg.com

Tunbridge Wells



Address

Unit 1, Stag Trade Park,
Longfield Rd
Royal Tunbridge Wells TN2 3BF

Tel: 01892 534120

Opening Hours

Mon to Fri: 7.30am - 5.00pm
Sat: 8.00am - 12noon
Sun: Closed

Email:

jdctunbridgewells@ppg.com

Beckenham



Address

Unit 4, Tannery Close, 2/4
Croydon Rd, Elmers End
Beckenham BR3 4BY

Tel: 020 8654 3192

Opening Hours

Mon to Fri: 7.00am - 5.00pm
Sat: 8.00am - 12noon
Sun: Closed

Email:

jdcbuckenham@ppg.com

Sittingbourne



Address

Unit 3, Milton Trade Park,
Mill Way
Sittingbourne ME10 2GZ

Tel: 01795 410942

Opening Hours

Mon to Fri: 7.30am - 5.00pm
Sat: 8.00am - 12noon
Sun: Closed

Email:

jdc sittingbourne@ppg.com

Orpington



Address

125 Cotmandene Cres,
St Paul's Cray
Orpington BR5 2RB

Tel: 020 8308 1111

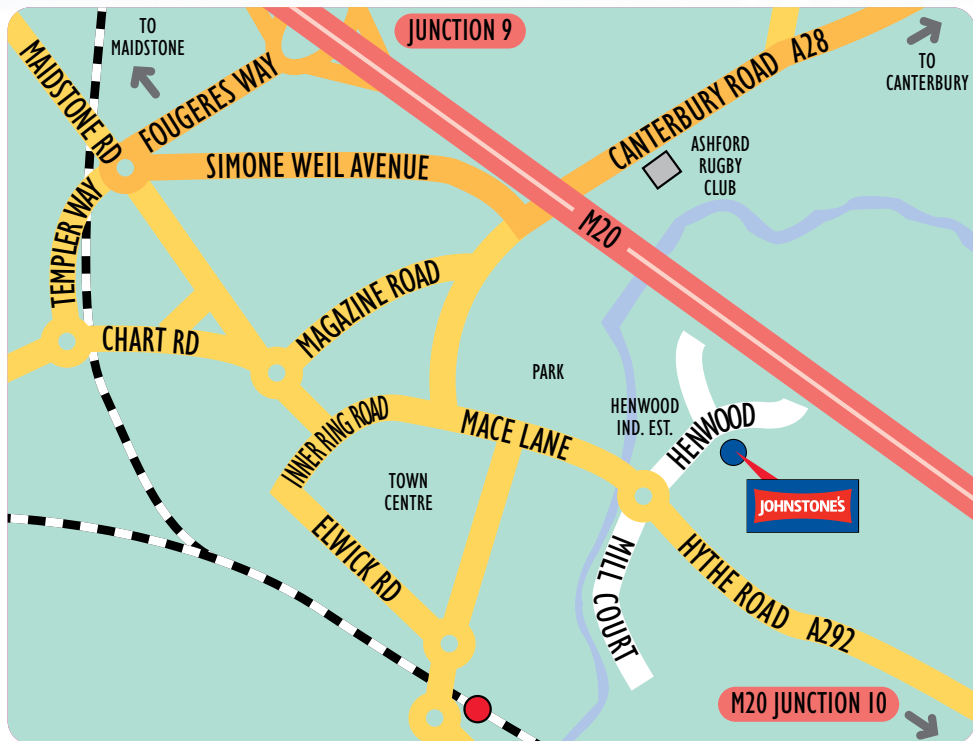
Opening Hours

Mon to Fri: 7.30am - 5.00pm
Sat: 8.00am - 12noon
Sun: Closed

Email:

jdc orpington@ppg.com

Ashford



Address

Unit 2, Henwood Business Centre,
Henwood Industrial Estate
Ashford TN24 8DH

Tel: 01233 662500

Opening Hours

Mon to Fri: 7.30am - 5.00pm
Sat: 8.00am - 12noon
Sun: Closed

Email:

jdcashford@ppg.com

Broadstairs



Address

Unit 10, Lysander Cl,
Pysons Road Industrial Estate
Broadstairs CT10 2YJ

Tel: 01843 603111

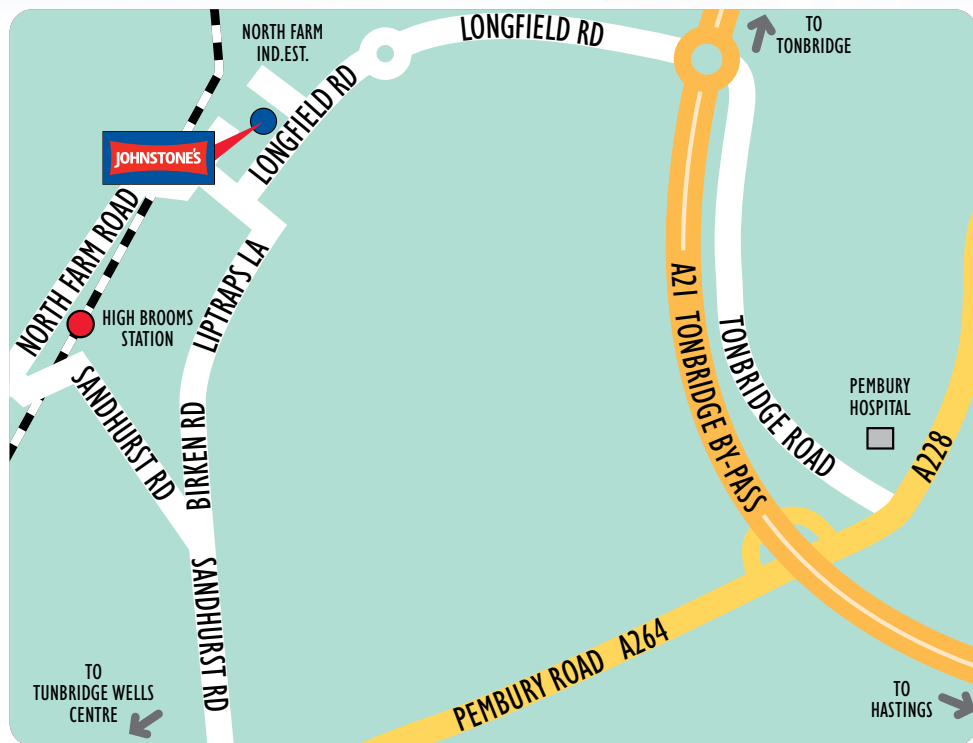
Opening Hours

Mon to Fri: 7.30am - 5.00pm
Sat: 8.00am - 12noon
Sun: Closed

Email:

jdcbroadstairs@ppg.com

Rochester



Address

Unit 2, Cuxton Road
Cuxton Rd Industrial
Estate, Strood
Rochester ME2 2BT

Tel: 01634 712332

Opening Hours

Mon to Fri: 7.30am - 5.00pm
Sat: 8.00am - 12noon
Sun: Closed

Email:

jdcrochester@ppg.com



DECORATING CENTRE



PPG Architectural Coatings, Huddersfield Road,
Birstall, Batley, West Yorkshire, WF17 9XA